


How many kids at ST JOHN THE APOSTLE CATHOLIC SCHOOL are vaccinated?* PreK

MARCH 2017



	DTaP	Polio	Varicella	MMR	HepB	HepA	Hib
■ % Nonmedical Exemptions	0%	0%	0%	0%	0%	0%	0%
■ % Vaccinated	100%	100%	100%	100%	100%	100%	100%

Number of children at the school** : **22**

Percent of children with no immunization or exemption record: **0%**

Percent of children with a medical exemption for one or more vaccine(s): **0%**

* Not all immunizations are required for all grades. These numbers may not total 100% if some children have medical exemptions, or are incomplete or in process with immunizations but do not need an exemption because they are on schedule.

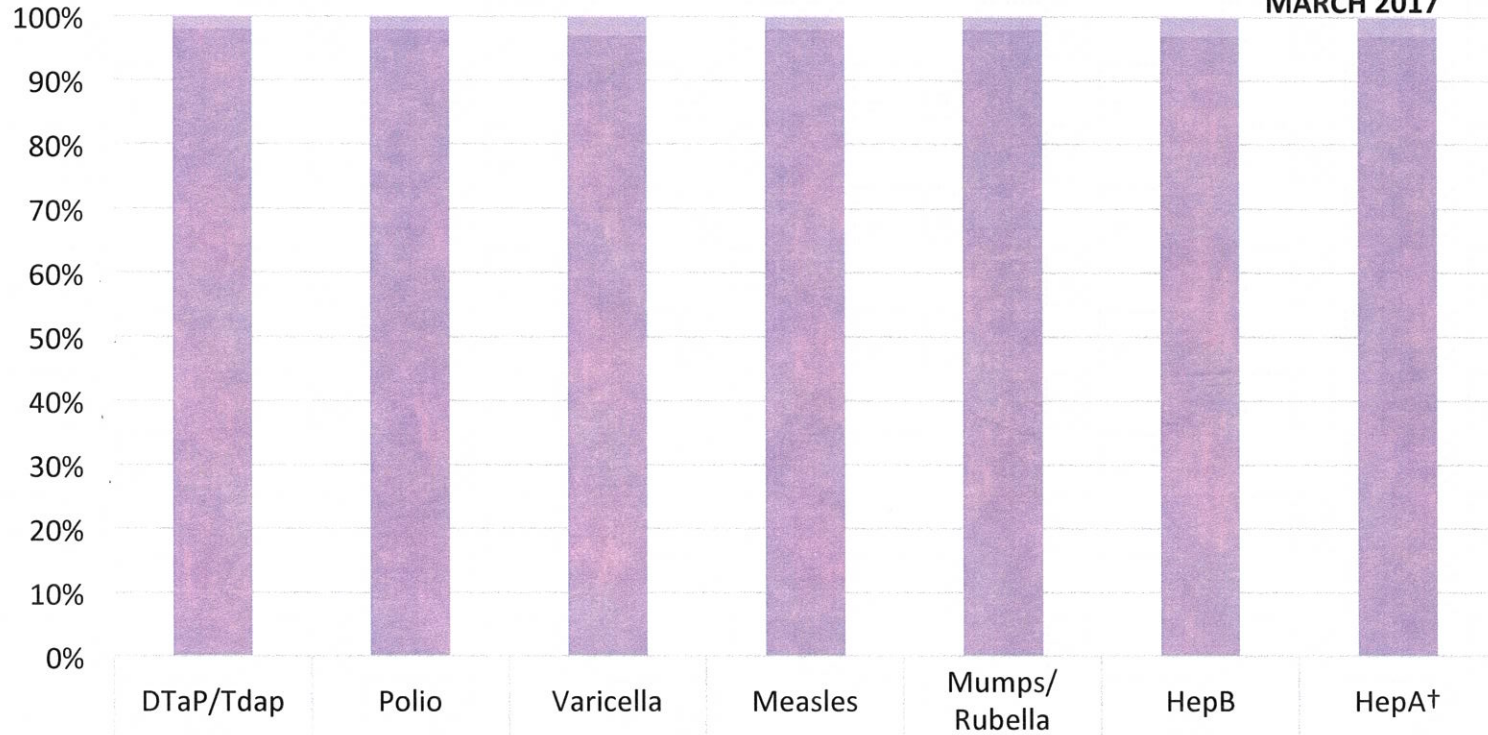
There is/are also **0 child(ren) enrolled for whom immunizations are not required to be reported because their records are tracked by another site or they attend fewer than 5 days per year.

There is/are also **0 child(ren) 18 months of age or younger who are not required to be finished with their pre-school vaccines because of their age.

How many kids at ST JOHN THE APOSTLE CATHOLIC SCHOOL are vaccinated?*

K - 8th Grades

MARCH 2017



■ % Nonmedical Exemptions

2%

2%

3%

2%

2%

3%

3%

■ % Vaccinated

98%

98%

97%

98%

98%

97%

97%

Number of children at the school**: **178**

Percent of children with no immunization or exemption record: **0%**

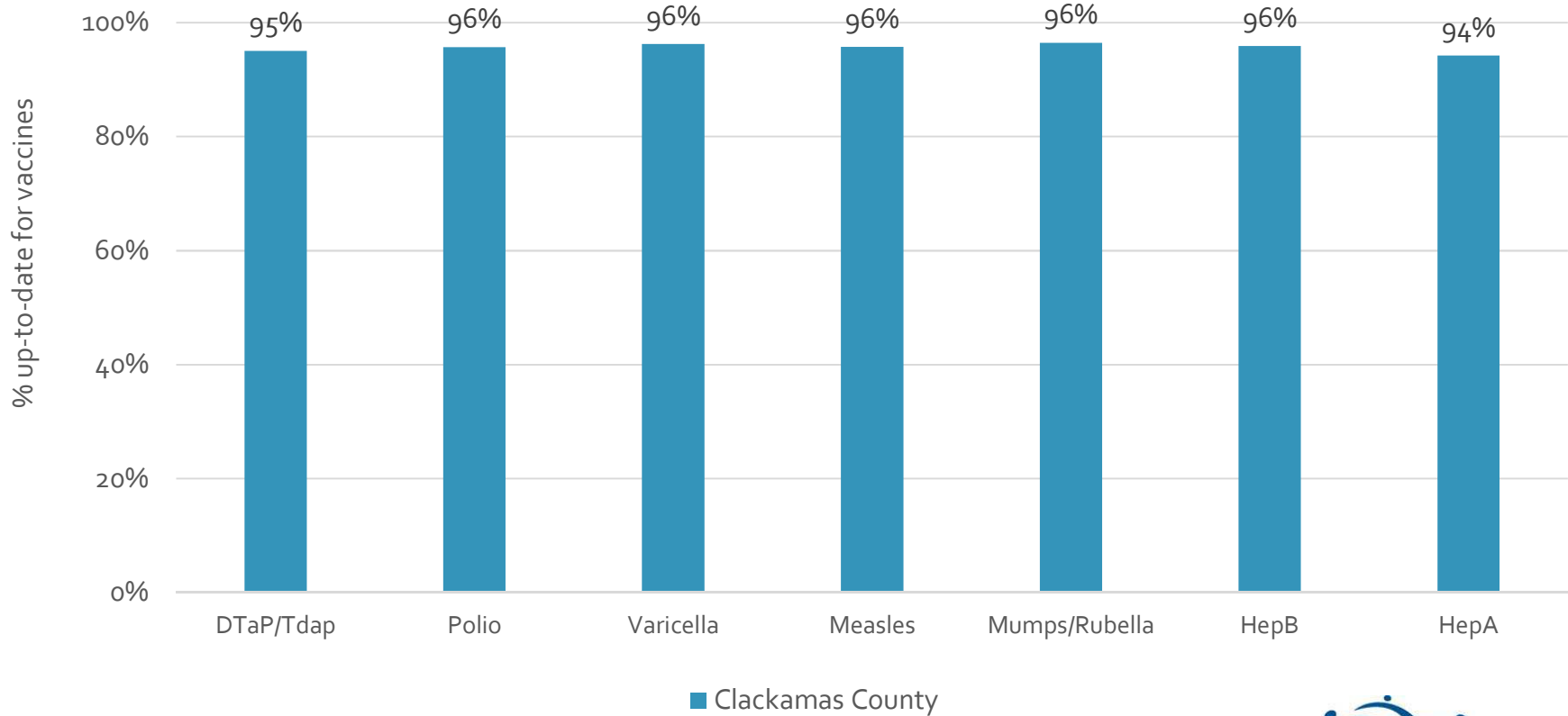
Percent of children with a medical exemption for one or more vaccine(s): **0%**

* Not all immunizations are required for all grades. These numbers may not total 100% if some children have medical exemptions, or are incomplete or in process with immunizations but do not need an exemption because they are on schedule.

There is/are also **0 child(ren) enrolled for whom immunizations are not required to be reported because their records are tracked by another site or they attend fewer than 5 days per year.

†Blanks indicate this vaccine was not required in the grades at this school, or this vaccine was required for fewer than 10 children.

How many school-age kids* are up-to-date in your county?



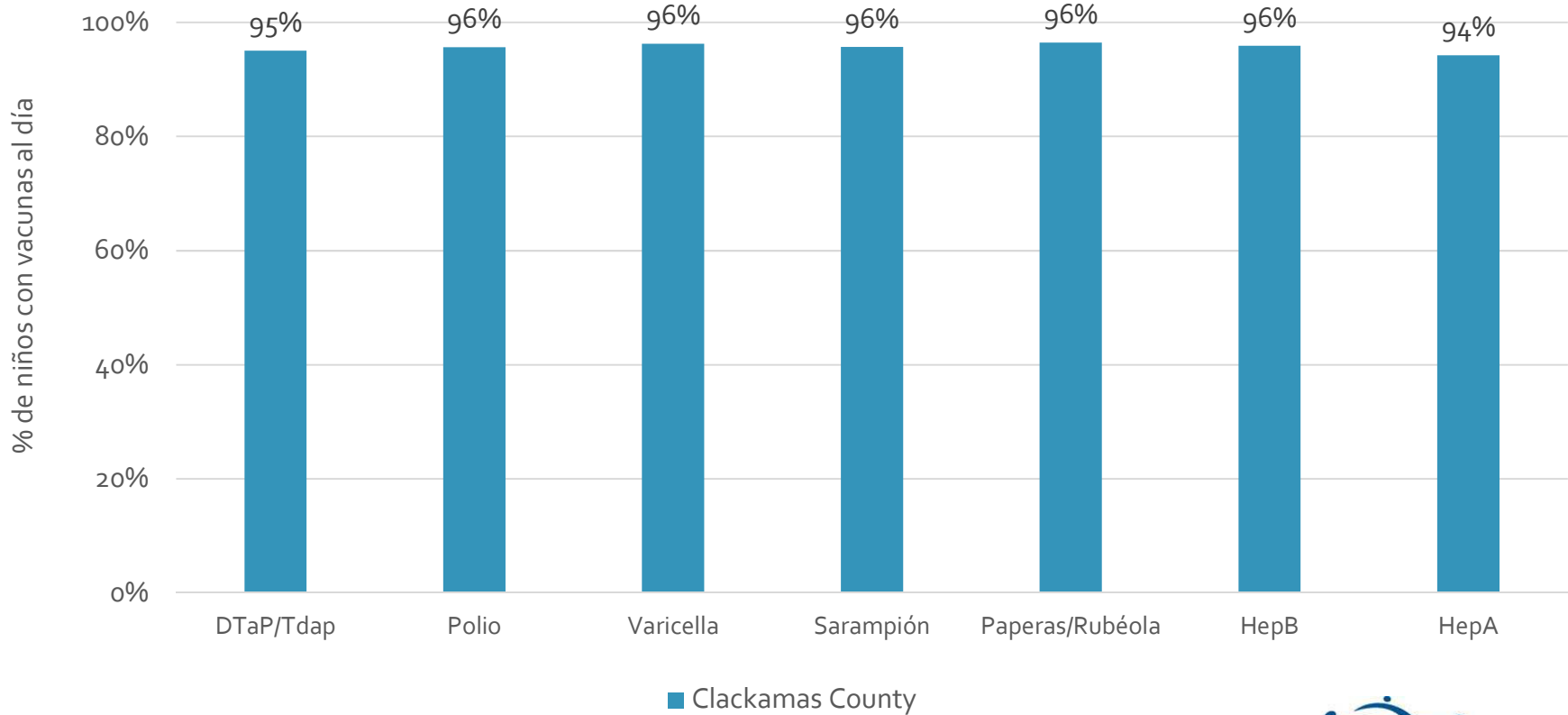
* Kindergarten through 12th grade

Assessment date: 02/27/2017

Data source: Immunization Primary Review Summary Reports



¿Cuántos niños menores de edad escolar*
están al día con las vacunas en su condado?



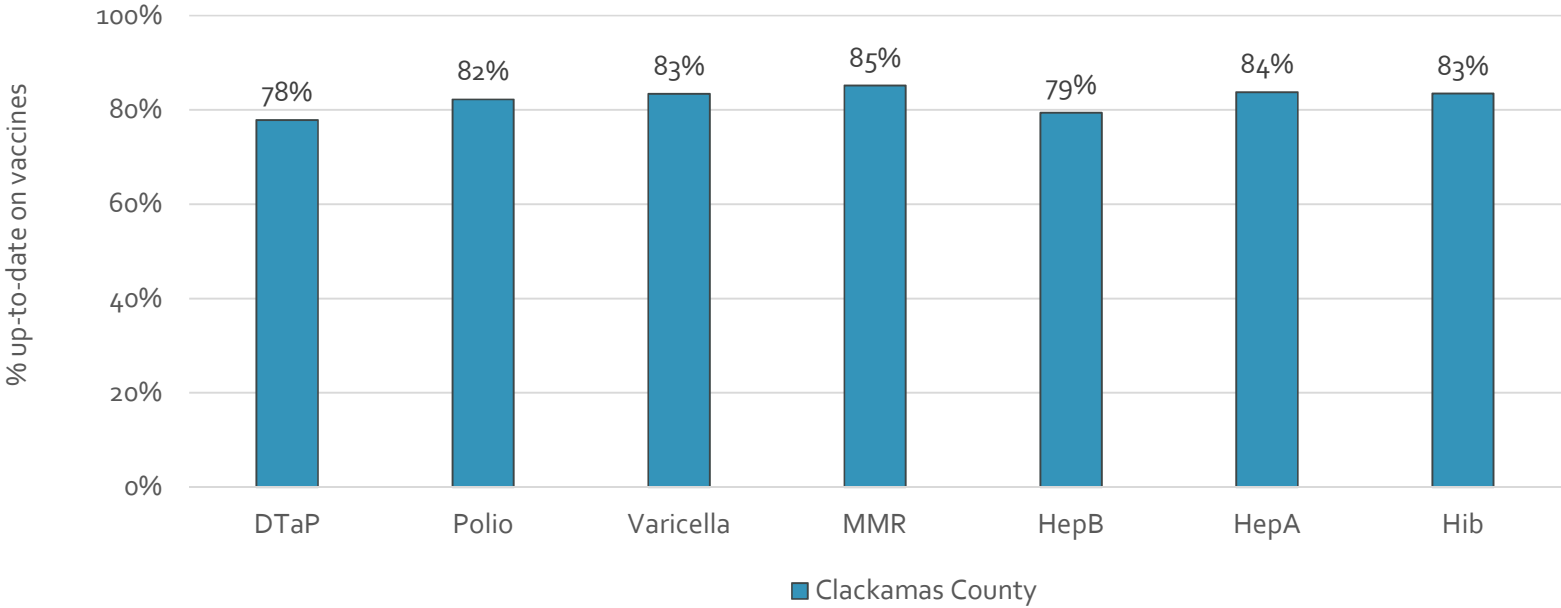
*Jardín de infancia hasta el grado 12

Fecha de evaluación: 27/Feb/2017

Fuente de datos: Informes de Resumen de Inmunización Primaria



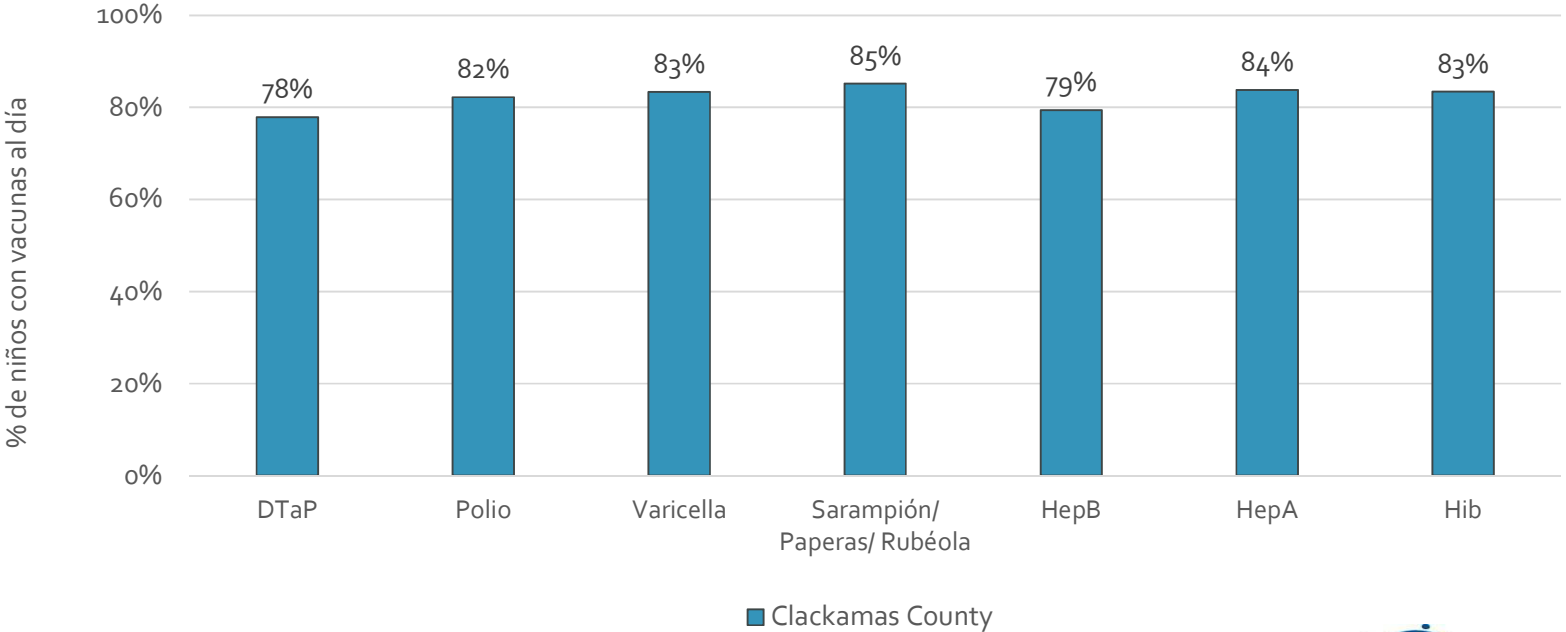
How many kids younger than school-age* are up-to-date on vaccines your county?



* Children aged 19 months as of 01/11/2017 through 5 years as of 09/01/2016
Assessment date: 02/27/2017
Data source: Oregon ALERT IIS



¿Cuántos niños menores de edad escolar*
están al día con las vacunas en su condado?



*Niños de 19 meses de edad al 11/Ene/2017 hasta los 5 años de edad al 01/Set/2016
Fecha de evaluación: 27/Feb/2017
Fuente de datos: Oregon ALERT IIS

